

Scaled data based on original data using
LM-79-08 Approved Method: Electrical and Photometric Measurements of Solid-
State Lighting Products

Test Report Prepared for
Cooper Lighting Solutions
(formerly Eaton)

Brand: STREETWORKS

Report Number: P457058

Luminaire Tested: **GLAN-SA8B-760-U-T3R**

Issue Date: 1/4/2021

Test Information

Test Method: LM-79-08
Report Number: P457058
TEST IS SCALED FROM IESNA LM-79-08 TEST DATA (G3-2011-042-8)
Test Lab: INNOVATION CENTER
Issue Date: 1/4/2021
Manufacturer: COOPER LIGHTING SOLUTIONS (FORMERLY EATON)
Product Line: STREETWORKS
Catalog Number: GLAN-SA8B-760-U-T3R
Description: GALLEON AREA AND ROADWAY LUMINAIRE
(8) 70 CRI, 5700K, 800mA LIGHTSQUARES WITH 16 LEDS EACH AND TYPE III
ROADWAY OPTICS
Light Source: -
Ballast/Driver: ELECTRONIC DRIVER

Summary

Lumens per Lamp: N/A
Luminaire Lumens: 47020 lumens
Efficiency: N/A
Efficacy: 144.7 lumens/watt
Luminous Opening: Rectangular (W 1.5' x L: 1.5' x H: 0')
IES Classification: Type IV - Medium
BUG Rating: B3 - U0 - G5

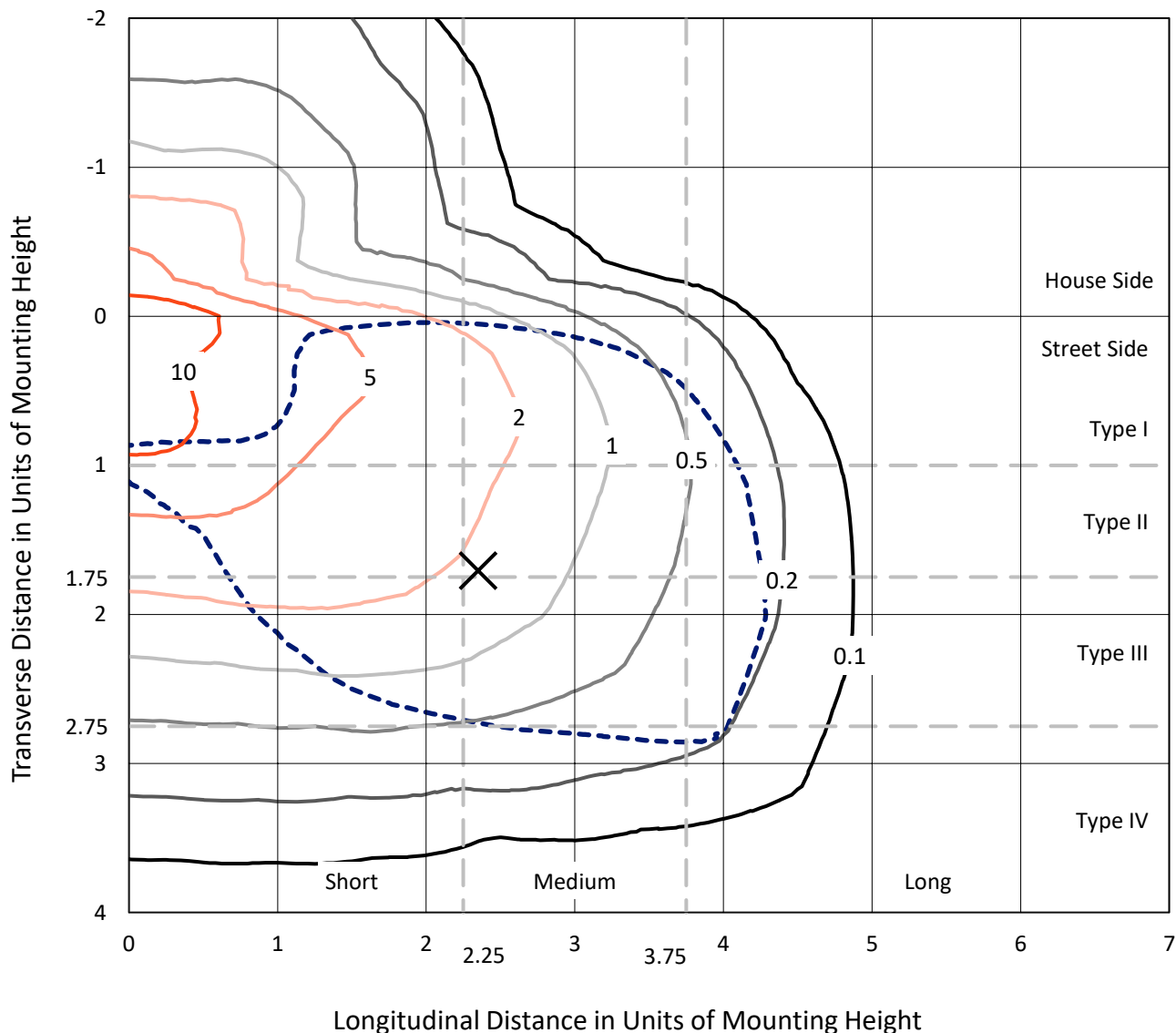
Input Watts (W): 325
Input Voltage (V): NR
Input Current (A_{in}): NR
Voltage Rise (V): NR
Power Factor: NR
Total Harmonic Distortion (THDi): NR
Frequency (hertz): 60
Stabilization Time: NR
Operation Time: NR
Ambient Temperature (°C): NR
Test Distance: 24 FT



REPORT NUMBER: P457058
 CATALOG NUMBER: GLAN-SA8B-760-U-T3R

Iso-Footcandle Lines of Horizontal Illumination

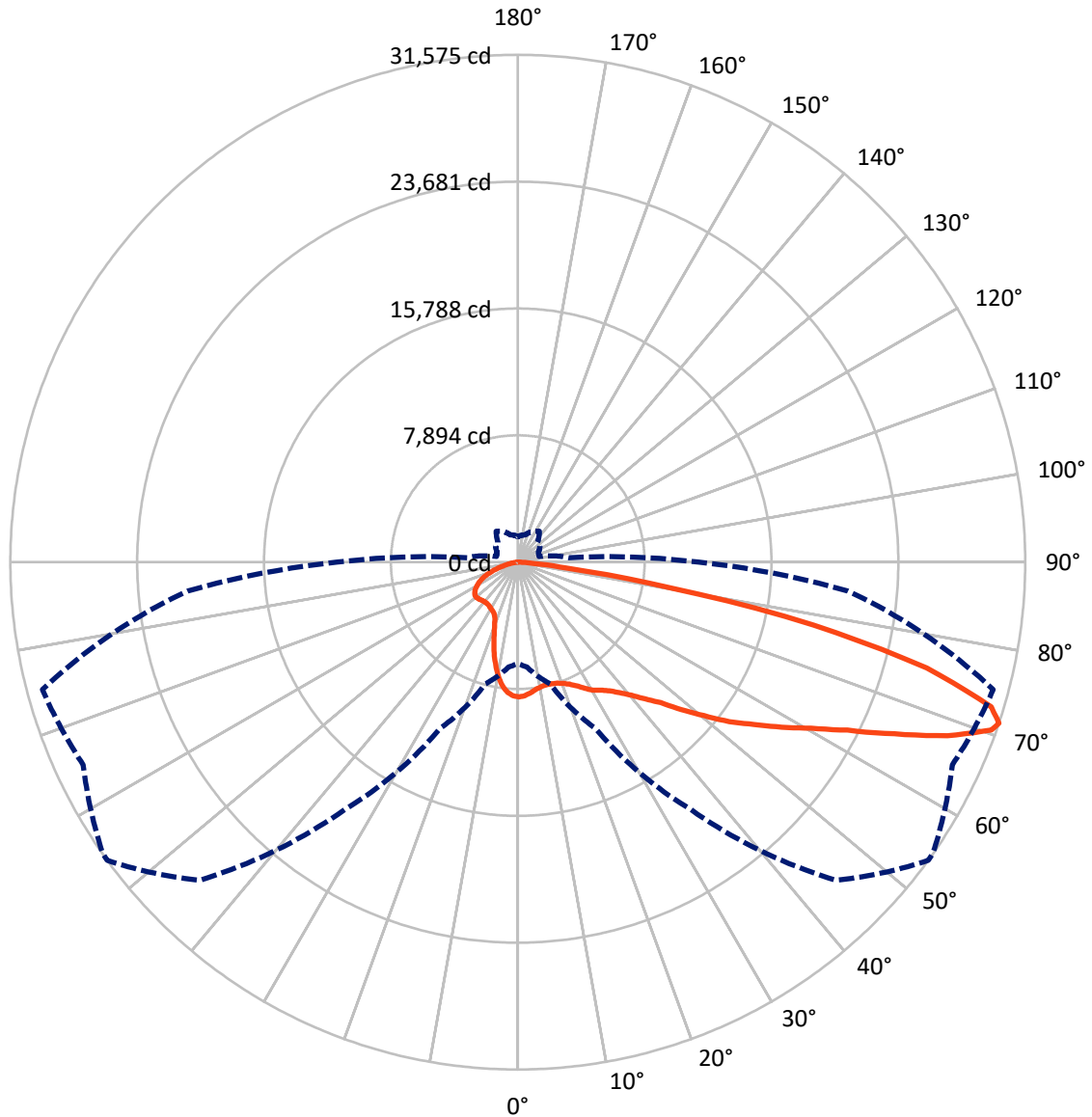
× Max cd
 - - - 1/2 Max cd



Based on 25 foot mounting height. Maximum calculated value = 13.5 fc
 Type IV - Medium - N/A

REPORT NUMBER: P457058
CATALOG NUMBER: GLAN-SA8B-760-U-T3R

Luminous Intensity Polar Plot



— Vertical Plane Through 54-Deg Lateral - - - Horizontal Cone Through 71-Deg Vertical

REPORT NUMBER: P457058

CATALOG NUMBER: GLAN-SA8B-760-U-T3R

FLUX DISTRIBUTION:

		Downward	Upward	Total
House Side	Lumens	8489.2	0.0	8489.2
	% Fixture	18.1	0.0	18.1
Street Side	Lumens	38530.8	0.0	38530.8
	% Fixture	81.9	0.0	81.9
Total	Lumens	47020.0	0.0	47020.0
	% Fixture	100.0	0.0	100.0

ZONAL LUMENS:

Zone	Lumens	% Fixture
0°-10°	747.6	1.6
10°-20°	1974.0	4.2
20°-30°	3286.8	7.0
30°-40°	4860.1	10.3
40°-50°	6845.7	14.6
50°-60°	9166.7	19.5
60°-70°	11553.9	24.6
70°-80°	7891.3	16.8
80°-90°	694.0	1.5
90°-100°	0.0	0.0
100°-110°	0.0	0.0
110°-120°	0.0	0.0
120°-130°	0.0	0.0
130°-140°	0.0	0.0
140°-150°	0.0	0.0
150°-160°	0.0	0.0
160°-170°	0.0	0.0
170°-180°	0.0	0.0
0°-90°	47020.0	100.0
0°-180°	47020.0	100.0

Coefficient of Utilization



REPORT NUMBER: P457058

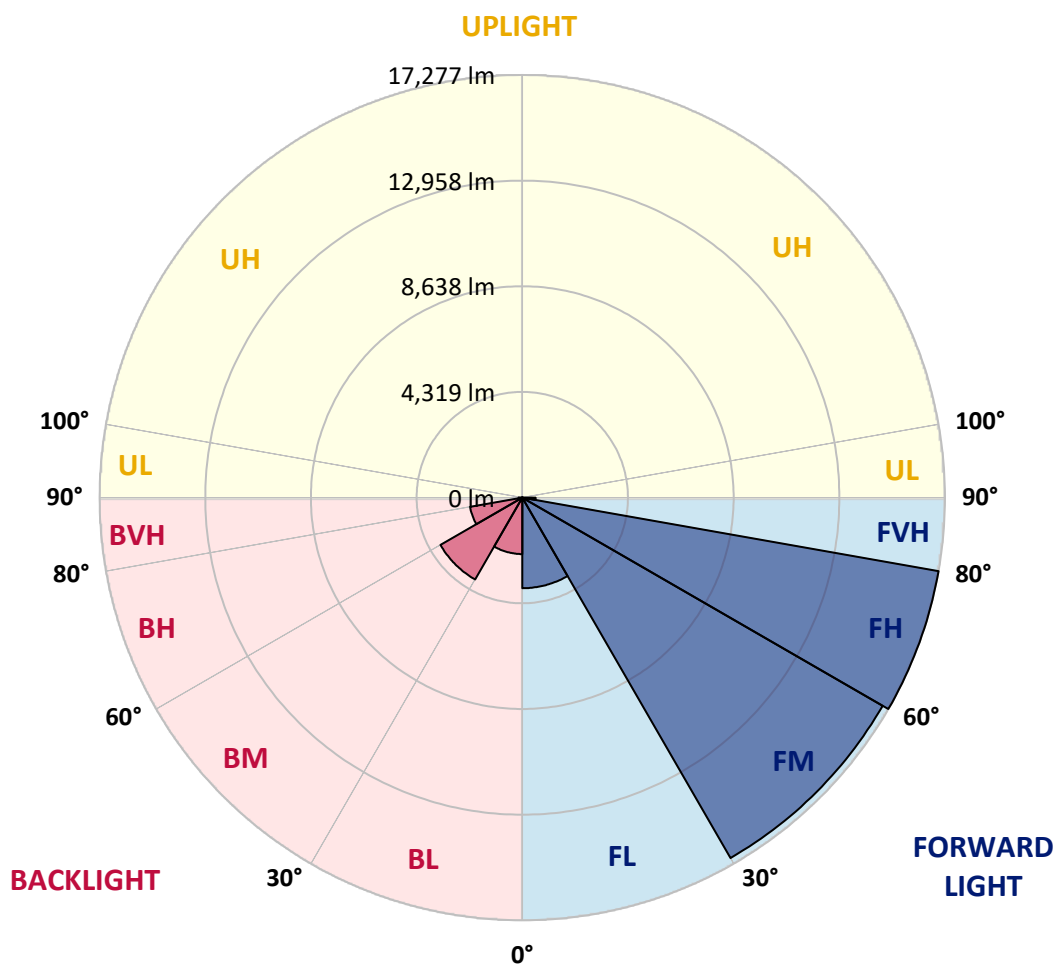
CATALOG NUMBER: GLAN-SA8B-760-U-T3R

LUMINAIRE CLASSIFICATION SYSTEM LUMEN TABLE AND BUG RATING:

Zone		Lumens	% Fixture	Zone Rating/Lumen Limit		
				B	U	G
FL	(0°-30°)	3701.2	7.9			
FM	(30°-60°)	17010.1	36.2			
FH	(60°-80°)	17277.0	36.7			G5
FVH	(80°-90°)	542.5	1.2			G4/750
BL	(0°-30°)	2307.2	4.9	B3/2500		
BM	(30°-60°)	3862.3	8.2	B3/5000		
BH	(60°-80°)	2168.1	4.6	B3/2500		G3/2500
BVH	(80°-90°)	151.5	0.3			G2/225
UL	(90°-100°)	0.0	0.0		U0/0	
UH	(100°-180°)	0.0	0.0		U0/0	

BUG Rating: B3-U0-G5

Type IV Medium





REPORT NUMBER: P457058

CATALOG NUMBER: GLAN-SA8B-760-U-T3R

CANDELA DISTRIBUTION (FULL):

	0°	5°	15°	25°	35°	45°	54°	55°	65°	75°	85°
0°	8389.1	8389.1	8389.1	8389.1	8389.1	8389.1	8389.1	8389.1	8389.1	8389.1	8389.1
2.5°	8104.6	8142.7	8152.9	8178.3	8231.6	8274.8	8317.9	8312.9	8373.8	8399.2	8422.1
5°	7743.9	7754.1	7792.2	7843.0	7937.0	8056.3	8173.2	8175.7	8325.6	8444.9	8503.4
7.5°	7479.8	7512.8	7538.2	7591.6	7690.6	7820.1	8005.5	8020.8	8287.5	8523.7	8648.1
10°	7307.1	7345.2	7373.1	7439.2	7538.2	7683.0	7883.6	7911.6	8259.5	8648.1	8866.6
12.5°	7149.6	7187.7	7213.1	7299.5	7429.0	7606.8	7832.8	7865.9	8269.7	8792.9	9105.3
15°	7246.1	7276.6	7266.5	7291.9	7378.2	7581.4	7853.2	7886.2	8307.8	8932.6	9341.5
17.5°	7675.4	7700.8	7617.0	7520.4	7479.8	7629.7	7916.7	7952.2	8384.0	9077.4	9582.8
20°	8307.8	8376.4	8193.5	7977.6	7782.0	7802.4	8048.7	8086.8	8490.7	9222.1	9829.1
22.5°	9130.7	9181.5	8958.0	8602.4	8241.8	8056.3	8246.8	8269.7	8650.7	9410.1	10098.4
25°	10098.4	10128.8	9819.0	9361.8	8841.2	8490.7	8518.6	8559.2	8914.8	9623.4	10337.1
27.5°	11038.1	11134.6	10776.5	10217.7	9532.0	8947.8	8892.0	8917.3	9201.8	9742.8	10502.2
30°	12153.1	12145.5	11767.0	11119.4	10240.6	9445.6	9245.0	9239.9	9356.7	9801.2	10621.6
32.5°	13042.0	13146.2	12775.4	12069.3	11050.8	9961.2	9488.8	9478.7	9476.1	9902.8	10799.4
35°	14052.9	14068.1	13727.8	13016.6	11927.0	10608.9	9829.1	9778.4	9719.9	10121.2	11040.6
37.5°	14957.1	15028.2	14715.8	13918.3	12788.1	11281.9	10296.5	10263.5	10085.7	10499.7	11426.7
40°	15663.1	15716.5	15528.5	14769.1	13636.4	12008.3	10890.8	10829.8	10614.0	11119.4	11942.3
42.5°	15894.3	16003.5	16077.1	15703.8	14611.7	12869.3	11622.3	11546.1	11381.0	12059.1	12536.6
45°	15912.0	16084.8	16473.3	16491.1	15592.0	13900.5	12475.7	12422.3	12409.6	13263.0	13372.2
47.5°	15777.4	15952.7	16605.4	16958.5	16465.7	14941.8	13707.5	13623.7	13631.3	14751.3	14309.4
50°	15452.3	15660.6	16453.0	17258.2	17148.9	16023.8	15007.9	14979.9	15137.4	16450.5	15282.2
52.5°	14840.2	15091.7	16295.6	17446.1	17656.9	16955.9	16486.0	16407.3	16806.1	18294.4	16346.4
55°	13146.2	13524.6	15719.0	17550.2	18139.5	17847.4	17816.9	17959.2	18487.4	20306.0	17517.2
57.5°	12262.3	12546.8	14466.9	17568.0	18749.0	18883.6	19371.3	19406.9	20331.4	22442.0	18840.5
60°	11779.7	12031.2	13781.1	17451.2	19599.9	20166.3	20961.2	21088.2	22132.1	24755.7	20212.0
62.5°	11358.1	11574.0	13369.7	17047.4	20559.9	22068.6	23021.0	23082.0	24176.7	27310.8	21565.7
65°	10365.1	10611.4	12541.7	16643.5	21387.9	24445.9	25753.9	25682.8	26353.3	29515.4	22414.0
67.5°	9026.6	9339.0	10994.9	15249.1	21796.8	27044.1	28832.2	28743.3	28502.0	30960.5	22657.8
70°	7317.3	7484.9	9016.4	12838.8	20163.7	28408.0	31262.8	31168.8	29832.9	31151.0	21504.8
71°	6296.2	6557.8	7850.6	11403.8	18804.9	27991.5	31575.2	31549.8	29835.4	30625.3	20636.1
72.5°	4914.6	5074.6	6217.5	8836.1	15983.2	25624.4	30803.1	30899.6	29187.7	29164.9	18845.6
75°	3108.8	3179.9	3901.2	5201.6	8770.0	18147.1	26294.9	26556.5	25916.4	23871.9	14014.8
77.5°	1805.8	1897.3	2336.6	3065.6	3789.4	9849.5	18815.1	19099.5	18007.4	13143.6	5737.5
80°	1051.5	1153.1	1539.1	1780.4	1739.8	3654.8	9580.2	10065.4	7797.3	3319.6	1610.3
82.5°	584.2	652.7	1082.0	1084.5	927.0	1193.7	3014.8	3154.5	2224.9	1338.5	657.8
85°	424.2	480.0	698.5	632.4	444.5	513.0	1049.0	1099.7	899.1	563.8	213.3
87.5°	149.9	213.3	383.5	304.8	121.9	106.7	302.2	246.4	228.6	157.5	48.3
90°	0.0	0.0	0.0	0.0	0.0	0.0	0.0	0.0	0.0	0.0	0.0



REPORT NUMBER: P457058
 CATALOG NUMBER: GLAN-SA8B-760-U-T3R

CANDELA DISTRIBUTION (continued):

	90°	95°	105°	115°	125°	135°	145°	155°	165°	175°	180°
0°	8389.1	8389.1	8389.1	8389.1	8389.1	8389.1	8389.1	8389.1	8389.1	8389.1	8389.1
2.5°	8434.8	8439.9	8414.5	8368.7	8323.0	8264.6	8198.6	8147.8	8124.9	8122.4	8119.8
5°	8526.2	8538.9	8442.4	8300.2	8142.7	7949.7	7784.6	7596.6	7548.4	7472.2	7495.0
7.5°	8673.5	8665.9	8475.4	8173.2	7804.9	7396.0	7050.6	6849.9	6641.7	6583.2	6585.8
10°	8884.3	8836.1	8475.4	7914.1	7299.5	6692.5	6209.9	5905.1	5740.0	5602.9	5552.1
12.5°	9107.8	8985.9	8394.1	7550.9	6649.3	5905.1	5387.0	4975.5	4868.9	4757.1	4759.6
15°	9321.2	9118.0	8234.1	7040.4	5948.3	5064.4	4561.5	4315.2	4282.2	4294.9	4292.3
17.5°	9514.2	9212.0	7990.3	6471.5	5130.5	4343.1	4076.4	4094.2	4183.1	4246.6	4254.2
20°	9709.8	9267.8	7627.1	5709.5	4358.4	3906.3	3916.4	4056.1	4190.7	4277.1	4289.8
22.5°	9895.2	9293.2	7200.4	4973.0	3799.6	3720.9	3870.7	4020.6	4152.6	4236.4	4249.1
25°	10017.1	9234.8	6595.9	4203.4	3525.3	3654.8	3812.3	3939.3	4051.0	4137.4	4157.7
27.5°	10050.1	9046.9	5846.7	3581.2	3398.3	3591.3	3736.1	3830.1	3916.4	3997.7	4012.9
30°	10032.3	8770.0	5023.8	3215.4	3324.6	3517.7	3629.4	3698.0	3802.1	3865.6	3878.3
32.5°	10004.4	8447.5	4165.3	3019.9	3263.7	3449.1	3515.1	3576.1	3573.5	3548.1	3565.9
35°	10014.6	8061.4	3469.4	2903.0	3210.3	3398.3	3454.2	3378.0	3159.6	3149.4	3139.2
37.5°	10067.9	7680.5	2964.0	2821.8	3182.4	3390.7	3421.2	3070.7	2877.6	2788.7	2765.9
40°	10205.0	7236.0	2631.3	2760.8	3179.9	3449.1	3271.3	2915.7	2544.9	2372.2	2359.5
42.5°	10387.9	6799.1	2428.1	2722.7	3210.3	3538.0	3210.3	2697.3	2293.5	2191.9	2176.6
45°	10659.7	6298.8	2316.3	2704.9	3256.1	3571.0	3190.0	2537.3	2191.9	2110.6	2110.6
47.5°	10967.0	5821.3	2255.4	2692.2	3314.5	3548.1	3009.7	2486.5	2143.6	2153.8	2202.0
50°	11271.8	5407.3	2209.7	2664.3	3365.3	3535.4	2936.0	2484.0	2156.3	2285.8	2372.2
52.5°	11624.8	5115.2	2153.8	2618.6	3365.3	3454.2	2913.2	2534.8	2191.9	2230.0	2268.1
55°	12051.5	5023.8	2082.7	2519.5	3304.3	3251.0	2900.5	2608.4	2217.3	2128.4	2143.6
57.5°	12615.3	5171.1	2014.1	2395.1	3164.6	3040.2	2895.4	2628.7	2158.9	2085.2	2070.0
60°	13270.6	5463.2	1993.8	2268.1	2974.1	2859.9	2864.9	2570.3	2077.6	2001.4	2014.1
62.5°	13730.3	5638.4	1981.1	2171.6	2765.9	2661.7	2791.3	2499.2	2042.0	1976.0	1988.7
65°	13730.3	5425.1	1864.2	2024.2	2496.7	2423.0	2702.4	2410.3	1996.3	1920.1	1907.4
67.5°	13209.7	4802.8	1686.4	1803.3	2199.5	2151.2	2577.9	2303.6	1927.7	1869.3	1838.8
70°	11853.4	3642.1	1462.9	1544.2	1823.6	1866.8	2417.9	2158.9	1813.4	1742.3	1696.6
71°	11256.5	3172.2	1369.0	1412.1	1678.8	1742.3	2341.7	2097.9	1762.6	1661.0	1579.8
72.5°	10106.0	2671.9	1226.7	1244.5	1435.0	1549.3	2181.7	1981.1	1666.1	1521.4	1429.9
75°	7677.9	1950.6	988.0	977.8	1061.6	1229.3	1846.5	1765.2	1460.4	1264.8	1211.5
77.5°	3317.0	1061.6	739.1	746.7	721.3	932.1	1452.8	1516.3	1252.1	1028.6	980.4
80°	1005.8	612.1	505.4	515.6	482.6	624.8	1023.6	1188.6	1005.8	800.0	734.0
82.5°	515.6	365.7	345.4	340.3	307.3	353.0	619.7	812.7	718.8	500.3	441.9
85°	223.5	195.6	170.2	165.1	144.8	127.0	221.0	406.4	381.0	279.4	266.7
87.5°	55.9	50.8	33.0	30.5	17.8	2.5	0.0	0.0	0.0	0.0	0.0
90°	0.0	0.0	0.0	0.0	0.0	0.0	0.0	0.0	0.0	0.0	0.0

(END OF REPORT)